Nevada Association of Employers
Nevada Employers Summit
October 16, 2026

# Combined Form I-9 and E-Verify Overview

**LaGina Jackson, E-Verify Engagement**
Lagina.d.jackson@uscis.dhs.gov

# Disclaimer

*This presentation is intended for E-Verify employers and E-Verify employer agents. This presentation provides basic guidance about the rules and responsibilities during the employment eligibility verification process. This guidance may change. For up-to-date information, visit the e-verify.gov website.*

*This presentation is not intended for paid distribution. USCIS reserves all rights in its trademarks and grants no license by providing this presentation. This presentation is not intended for members of the media. For all media inquiries visit the U.S. Citizenship and Immigration Services Media Contacts webpage.*

*USCIS is licensed to use any images in this presentation.*

# Agenda

- Background
- Form I-9 (All Sections)
- Internal Audit
- Form I-9 and E-Verify
- Mismatch Cases
- Employee Rights
- Employers Responsibilities
- E-Verify+
- Resources



# Background



1986: Congress passed the **Immigration Reform and Control Act (IRCA)** to control illegal immigration.

**IRCA** forbids employers from knowingly hiring individuals who do not have authorization to work in the United States.

**Section 274A** of the Immigration and Nationality Act (INA): Employment eligibility verification provisions and sanctions of **IRCA.**

# Working in the U.S.



- Citizens of the United States
- Noncitizen Nationals of the United States
- Lawful Permanent Residents
- Aliens Authorized to Work

# Employment Verification

To comply with the employment eligibility verification provisions, **ALL** employers must:

- For employees hired after November 6, 1986:
  - Verify the **identity** documents and employment authorization of their employees
  - Examine employees' identity and employment authorization documents
  - **Complete** and **retain** a Form I-9

- **Employers must NOT discriminate** against individuals on the basis of actual or perceived national origin, citizenship or immigration status

# Preventing Discrimination

The anti-discrimination provisions of the INA prohibit four types of unlawful conduct:

- Citizenship or immigration status discrimination*
- National origin discrimination*
- Unfair documentary practices during Form I-9 process
- Retaliation/intimidation

** Actual or perceived status.*

# Immigrant and Employee Rights (IER)

The anti-discrimination provisions of the INA are enforced by:

Department of Justice Civil Rights Division

Immigrant and Employee Rights Section

Worker hotline:  1-800-255-7688 (TDD: 1-800-616-5525)

Employer hotline:  1-800-255-8155 (TDD: 1-800-362-2735)

IER's "Employer Dos and Don'ts"

# Form I-9 Requirements

- Use Form I-9 with revision date *1/20/2025 for new hires and reverifications
- Employers are not required to have Forms I-9 for employees hired on or before November 6, 1986
- You may delegate the authority to complete Form I-9 to an authorized representative, however, you will retain liability for any errors

Visit I-9 Central Related News for updates.

# Completing Form I-9

## Form I-9

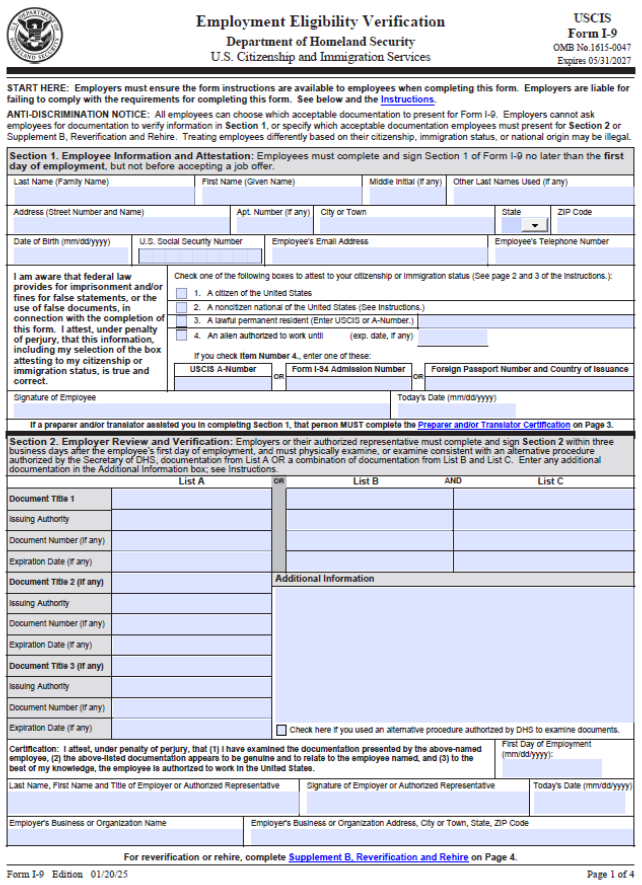

Employment Eligibility Verification
Department of Homeland Security
U.S. Citizenship and Immigration Services

USCIS
Form I-9
OMB No.1615-0047
Expires 05/31/2027

START HERE: Employers must ensure the form instructions are available to employees when completing this form. Employers are liable for failing to comply with the requirements for completing this form. See below and the Instructions.

ANTI-DISCRIMINATION NOTICE: All employees can choose which acceptable documentation to present for Form I-9. Employers cannot ask employees for documentation to verify information in Section 1, or specify which acceptable documentation employees must present for Section 2 or Supplement B, Reverification and Rehire. Treating employees differently based on their citizenship, immigration status, or national origin may be illegal.

**Section 1. Employee Information and Attestation:** Employees must complete and sign Section 1 of Form I-9 no later than the first day of employment, but not before accepting a job offer.

Last Name (Family Name) | First Name (Given Name) | Middle Initial (If any) | Other Last Names Used (If any)

Address (Street Number and Name) | Apt. Number (If any) | City or Town | State | ZIP Code

Date of Birth (mm/dd/yyyy) | U.S. Social Security Number | Employee's Email Address | Employee's Telephone Number

I am aware that federal law provides for imprisonment and/or fines for false statements, or the use of false documents, in connection with the completion of this form. I attest, under penalty of perjury, that this information, including my selection of the box attesting to my citizenship or immigration status, is true and correct.

Check one of the following boxes to attest to your citizenship or immigration status (See page 2 and 3 of the Instructions.):
1. A citizen of the United States
2. A noncitizen national of the United States (See Instructions.)
3. A lawful permanent resident (Enter USCIS or A-Number.)
4. An alien authorized to work until (exp. date, if any)

If you check Item Number 4., enter one of these:
USCIS A-Number | OR | Form I-94 Admission Number | OR | Foreign Passport Number and Country of Issuance

Signature of Employee | Today's Date (mm/dd/yyyy)

If a preparer and/or translator assisted you in completing Section 1, that person MUST complete the Preparer and/or Translator Certification on Page 3.

**Section 2. Employer Review and Verification:** Employers or their authorized representative must complete and sign Section 2 within three business days after the employee's first day of employment, and must physically examine, or examine consistent with an alternative procedure authorized by the Secretary of DHS, documentation from List A OR a combination of documentation from List B and List C. Enter any additional documentation in the Additional Information box; see Instructions.

| | List A | OR | List B | AND | List C |
|---|---|---|---|---|---|
| Document Title 1 | | | | | |
| Issuing Authority | | | | | |
| Document Number (If any) | | | | | |
| Expiration Date (If any) | | | | | |
| Document Title 2 (If any) | | | Additional Information | | |
| Issuing Authority | | | | | |
| Document Number (If any) | | | | | |
| Expiration Date (If any) | | | | | |
| Document Title 3 (If any) | | | | | |
| Issuing Authority | | | | | |
| Document Number (If any) | | | | | |
| Expiration Date (If any) | | | | | |

Check here if you used an alternative procedure authorized by DHS to examine documents.

Certification: I attest, under penalty of perjury, that (1) I have examined the documentation presented by the above-named employee, (2) the above-listed documentation appears to be genuine and to relate to the employee named, and (3) to the best of my knowledge, the employee is authorized to work in the United States.

First Day of Employment (mm/dd/yyyy):

Last Name, First Name and Title of Employer or Authorized Representative | Signature of Employer or Authorized Representative | Today's Date (mm/dd/yyyy)

Employer's Business or Organization Name | Employer's Business or Organization Address, City or Town, State, ZIP Code

For reverification or rehire, complete Supplement B, Reverification and Rehire on Page 4.

Form I-9 Edition 01/20/25 | Page 1 of 4

## Lists of Acceptable Documents

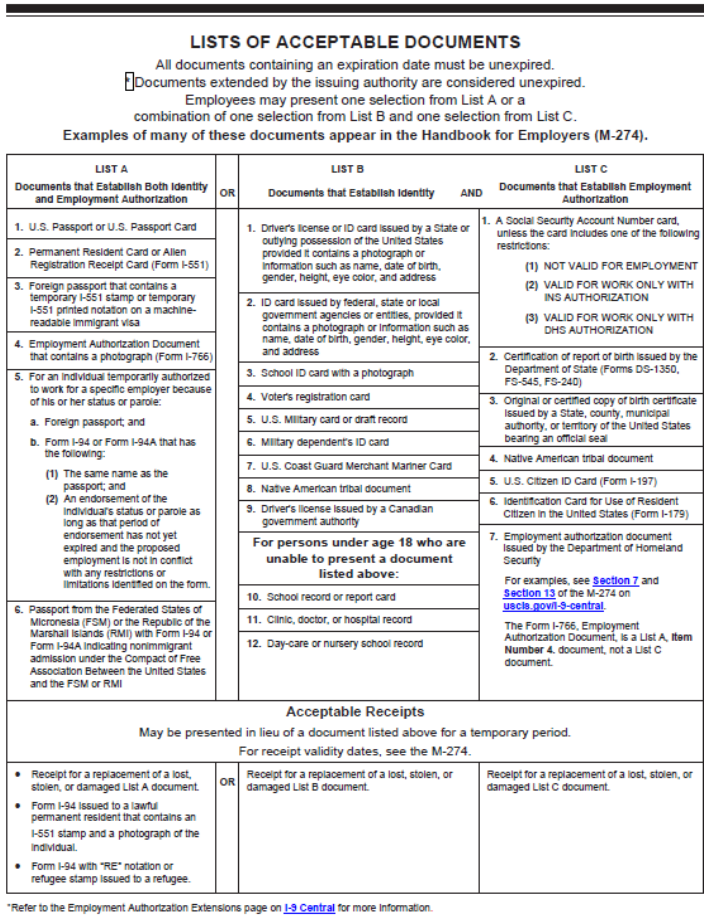

**LISTS OF ACCEPTABLE DOCUMENTS**

All documents containing an expiration date must be unexpired.
Documents extended by the issuing authority are considered unexpired.
Employees may present one selection from List A or a combination of one selection from List B and one selection from List C.
**Examples of many of these documents appear in the Handbook for Employers (M-274).**

| LIST A<br>Documents that Establish Both Identity and Employment Authorization | OR | LIST B<br>Documents that Establish Identity | AND | LIST C<br>Documents that Establish Employment Authorization |
|---|---|---|---|---|
| 1. U.S. Passport or U.S. Passport Card | | 1. Driver's license or ID card issued by a State or outlying possession of the United States provided it contains a photograph or information such as name, date of birth, gender, height, eye color, and address | | 1. A Social Security Account Number card, unless the card includes one of the following restrictions:<br>(1) NOT VALID FOR EMPLOYMENT<br>(2) VALID FOR WORK ONLY WITH INS AUTHORIZATION<br>(3) VALID FOR WORK ONLY WITH DHS AUTHORIZATION |
| 2. Permanent Resident Card or Alien Registration Receipt Card (Form I-551) | | 2. ID card issued by federal, state or local government agencies or entities, provided it contains a photograph or information such as name, date of birth, gender, height, eye color, and address | | 2. Certification of report of birth issued by the Department of State (Forms DS-1350, FS-545, FS-240) |
| 3. Foreign passport that contains a temporary I-551 stamp or temporary I-551 printed notation on a machine-readable immigrant visa | | 3. School ID card with a photograph | | 3. Original or certified copy of birth certificate issued by a State, county, municipal authority, or territory of the United States bearing an official seal |
| 4. Employment Authorization Document that contains a photograph (Form I-766) | | 4. Voter's registration card | | 4. Native American tribal document |
| 5. For an individual temporarily authorized to work for a specific employer because of his or her status or parole:<br>a. Foreign passport; and<br>b. Form I-94 or Form I-94A that has the following:<br>(1) The same name as the passport; and<br>(2) An endorsement of the individual's status or parole as long as that period of endorsement has not yet expired and the proposed employment is not in conflict with any restrictions or limitations identified on the form. | | 5. U.S. Military card or draft record | | 5. U.S. Citizen ID Card (Form I-197) |
| | | 6. Military dependent's ID card | | 6. Identification Card for Use of Resident Citizen in the United States (Form I-179) |
| | | 7. U.S. Coast Guard Merchant Mariner Card | | 7. Employment authorization document issued by the Department of Homeland Security<br>For examples, see Section 7 and Section 13 of the M-274 on uscis.gov/i-9-central.<br>The Form I-766, Employment Authorization Document, is a List A, Item Number 4. document, not a List C document. |
| | | 8. Native American tribal document | | |
| | | 9. Driver's license issued by a Canadian government authority | | |
| | | **For persons under age 18 who are unable to present a document listed above:** | | |
| | | 10. School record or report card | | |
| | | 11. Clinic, doctor, or hospital record | | |
| | | 12. Day-care or nursery school record | | |
| 6. Passport from the Federated States of Micronesia (FSM) or the Republic of the Marshall Islands (RMI) with Form I-94 or Form I-94A indicating nonimmigrant admission under the Compact of Free Association Between the United States and the FSM or RMI | | | | |
| **Acceptable Receipts**<br>May be presented in lieu of a document listed above for a temporary period.<br>For receipt validity dates, see the M-274. | | | | |
| • Receipt for a replacement of a lost, stolen, or damaged List A document.<br>• Form I-94 issued to a lawful permanent resident that contains an I-551 stamp and a photograph of the individual.<br>• Form I-94 with "RE" notation or refugee stamp issued to a refugee. | OR | Receipt for a replacement of a lost, stolen, or damaged List B document. | | Receipt for a replacement of a lost, stolen, or damaged List C document. |

*Refer to the Employment Authorization Extensions page on I-9 Central for more information.

Completing Form I-9

You can download Form I-9 in English and Spanish. Use the English version as your official record. The Spanish version is for reference only.

*Employers in Puerto Rico may use the Spanish version as their official record.*

# Section 1: Employee Information and Attestation

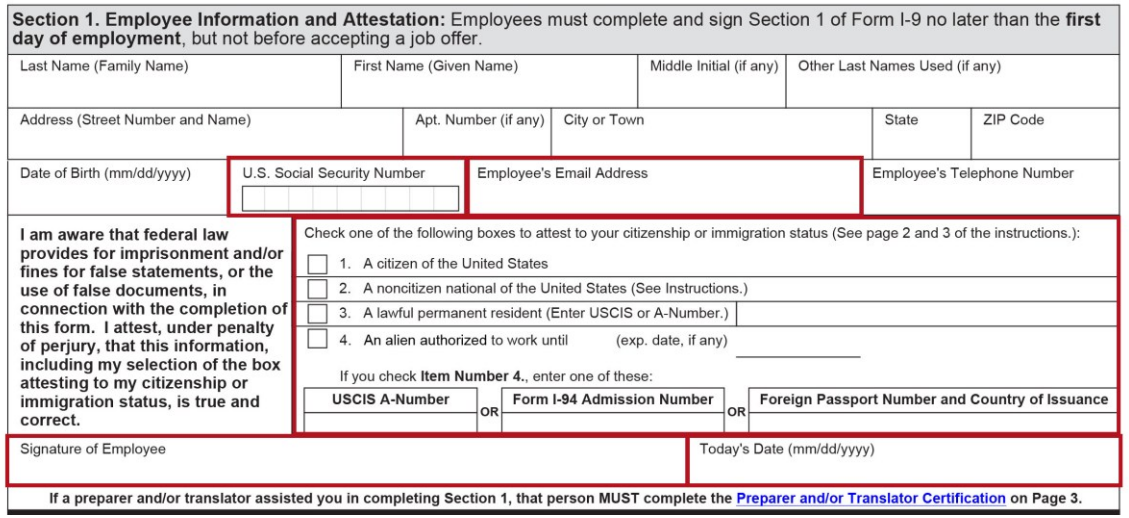

**Section 1. Employee Information and Attestation:** Employees must complete and sign Section 1 of Form I-9 no later than the **first day of employment**, but not before accepting a job offer.

| Last Name (Family Name) | First Name (Given Name) | Middle Initial (if any) | Other Last Names Used (if any) |
|---|---|---|---|

| Address (Street Number and Name) | Apt. Number (if any) | City or Town | State | ZIP Code |
|---|---|---|---|---|

| Date of Birth (mm/dd/yyyy) | U.S. Social Security Number | Employee's Email Address | Employee's Telephone Number |
|---|---|---|---|

**I am aware that federal law provides for imprisonment and/or fines for false statements, or the use of false documents, in connection with the completion of this form. I attest, under penalty of perjury, that this information, including my selection of the box attesting to my citizenship or immigration status, is true and correct.**

Check one of the following boxes to attest to your citizenship or immigration status (See page 2 and 3 of the instructions.):

- ☐ 1. A citizen of the United States
- ☐ 2. A noncitizen national of the United States (See Instructions.)
- ☐ 3. A lawful permanent resident (Enter USCIS or A-Number.)
- ☐ 4. An alien authorized to work until (exp. date, if any)

If you check **Item Number 4.**, enter one of these:

| USCIS A-Number | OR | Form I-94 Admission Number | OR | Foreign Passport Number and Country of Issuance |
|---|---|---|---|---|

| Signature of Employee | Today's Date (mm/dd/yyyy) |
|---|---|

**If a preparer and/or translator assisted you in completing Section 1, that person MUST complete the Preparer and/or Translator Certification on Page 3.**

- EMPLOYEE completes no later than **first day of work for pay**
- Social Security number is required if their employer is enrolled in E-Verify
- Email address is optional for employee
  - If provided, the employer **must** enter it into E-Verify
- Attestation
  - Employee signs and enters current date in “Today’s Date” field

# Section 2:
# Employer Certification of Document Review

- EMPLOYER completes Section 2 within **3 business days** after the employee begins work for pay.
- The person who examines the **original, unexpired documents** in the presence of the employee **MUST** enter their name, sign and date Section 2.
- Unique Date fields
  - Today's date (signature date)
  - First day of employment

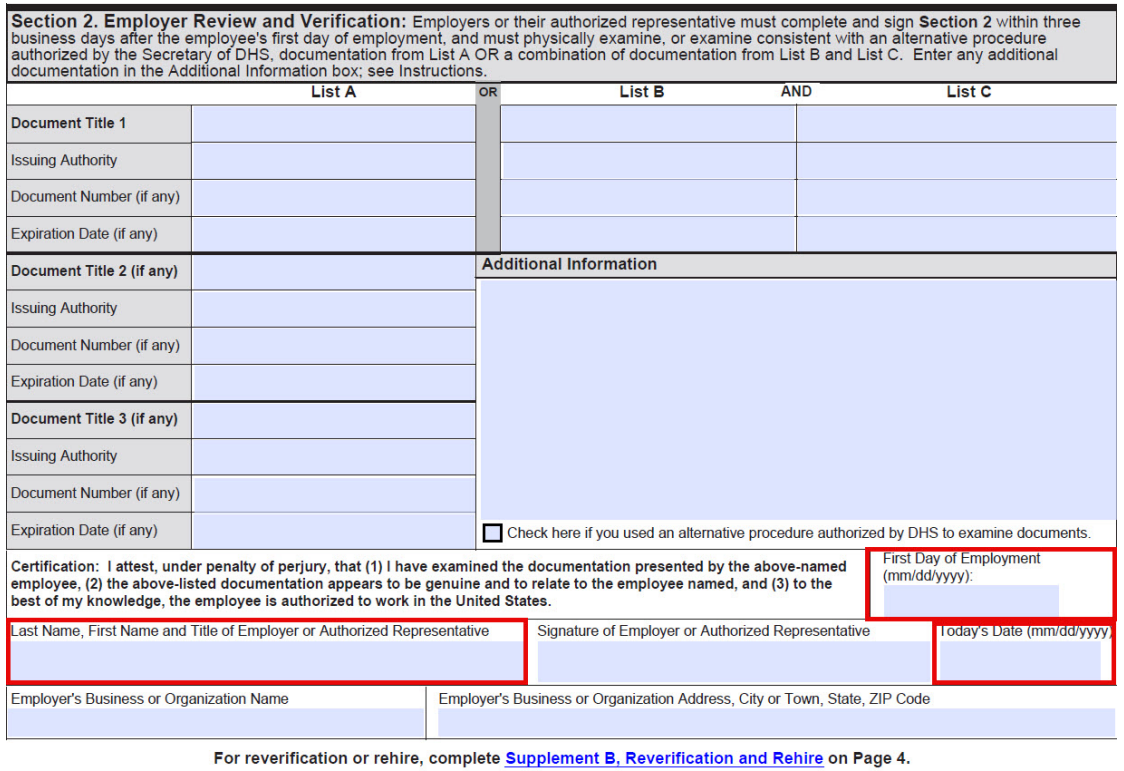

**Section 2. Employer Review and Verification:** Employers or their authorized representative must complete and sign **Section 2** within three business days after the employee's first day of employment, and must physically examine, or examine consistent with an alternative procedure authorized by the Secretary of DHS, documentation from List A OR a combination of documentation from List B and List C. Enter any additional documentation in the Additional Information box; see Instructions.

| | List A | OR | List B | AND | List C |
|---|---|---|---|---|---|
| Document Title 1 | | | | | |
| Issuing Authority | | | | | |
| Document Number (if any) | | | | | |
| Expiration Date (if any) | | | | | |
| **Document Title 2 (if any)** | | | **Additional Information** | | |
| Issuing Authority | | | | | |
| Document Number (if any) | | | | | |
| Expiration Date (if any) | | | | | |
| **Document Title 3 (if any)** | | | | | |
| Issuing Authority | | | | | |
| Document Number (if any) | | | | | |
| Expiration Date (if any) | | | ☐ Check here if you used an alternative procedure authorized by DHS to examine documents. | | |

**Certification: I attest, under penalty of perjury, that (1) I have examined the documentation presented by the above-named employee, (2) the above-listed documentation appears to be genuine and to relate to the employee named, and (3) to the best of my knowledge, the employee is authorized to work in the United States.**

First Day of Employment (mm/dd/yyyy):

Last Name, First Name and Title of Employer or Authorized Representative | Signature of Employer or Authorized Representative | Today's Date (mm/dd/yyyy)

Employer's Business or Organization Name | Employer's Business or Organization Address, City or Town, State, ZIP Code

**For reverification or rehire, complete Supplement B, Reverification and Rehire on Page 4.**

# Section 2: Examining Documents

- Employers must accept a document presented by an employee if it:
  - Reasonably appears to be genuine; and
  - Relates to the individual presenting it




- The document must be original.
  - Photocopies are NOT acceptable, except for a certified copy of a birth certificate.

# Section 2: Receipt Rule

An employer may accept a receipt showing that the employee has applied to replace a document that was **lost**, **stolen** or **damaged**.

- The receipt must be issued by the originating agency.
- The employee must present the official replacement document or another acceptable document (or documents) within 90 days of the hire date.
- Receipts are never acceptable if employment will last less than three business days.
- E-Verify cases should be delayed until the replacement document is provided.
- See I-9 Central Receipts for more information.

# Section 2: Copying Documents

**The employer may choose to make copies of documents employees present for Section 2.**
If an employer does photocopy documents:

- Do so for ALL employees
- Copy all documents employees provide




**E-Verify employers** must photocopy the following documents, if voluntarily provided by the employee for Section 2:

- U.S. passport or passport card
- I-551, Permanent Resident Card
- I-766, Employment Authorization Document

# USCIS Ends Automatic Extensions for EAD Renewal Applications

**The Department of Homeland Security (DHS)** published an interim final rule (IFR) that ends the practice of automatically extending the validity of Employment Authorization Documents (EADs) for aliens who apply to renew their EAD in certain employment authorization categories. Aliens who applied to renew their EADs **on or after October 30, 2025**, will no longer receive an automatic extension of their EAD.

The IFR does not affect automatic EAD extensions provided through a Federal Register notice or otherwise by law for **TPS-related EADs** under categories A12 or C19. Employers and applicants can find the latest TPS updates on the USCIS TPS webpage.

**Employers should** consult the Handbook for Employers (M-274), Section 5.0 for guidance on auto-extension eligibility for specific EAD categories and Form I-9 guidance.

# Supplement A: Preparer/Translator

**Supplement A,**
**Preparer and/or Translator Certification for Section 1**

**Department of Homeland Security**
U.S. Citizenship and Immigration Services

**USCIS**
**Form I-9**
**Supplement A**
OMB No. 1615-0047
Expires 05/31/2027

| Last Name *(Family Name)* from **Section 1.** | First Name *(Given Name)* from **Section 1.** | Middle initial (if any) from **Section 1.** |
|---|---|---|
| | | |

**Instructions:** This supplement must be completed by any preparer and/or translator who assists an employee in completing Section 1 of Form I-9. The preparer and/or translator must enter the employee's name in the spaces provided above. Each preparer or translator must complete, sign, and date a separate certification area. Employers must retain completed supplement sheets with the employee's completed Form I-9.

**I attest, under penalty of perjury, that I have assisted in the completion of Section 1 of this form and that to the best of my knowledge the information is true and correct.**

| Signature of Preparer or Translator | | | Date *(mm/dd/yyyy)* |
|---|---|---|---|
| Last Name *(Family Name)* | First Name *(Given Name)* | | Middle Initial *(if any)* |
| Address *(Street Number and Name)* | City or Town | State | ZIP Code |

- **Preparer/Translator must complete Supplement A.**
- Preparer/Translator should enter their home address, not the company address.

# Supplement B: Reverification and Rehires

- Employers **MUST** reverify an employee using Form I-9, Supplement B, if the employee's temporary employment authorization status or temporary EAD has expired.

- You **may** also complete Supplement B if you:
  - **Rehire** the employee within three years of the date you completed Form I-9*

    OR
  - Update the employee's **biographic information**

  * Do not create a new E-Verify case for an existing employee you are reverifying.

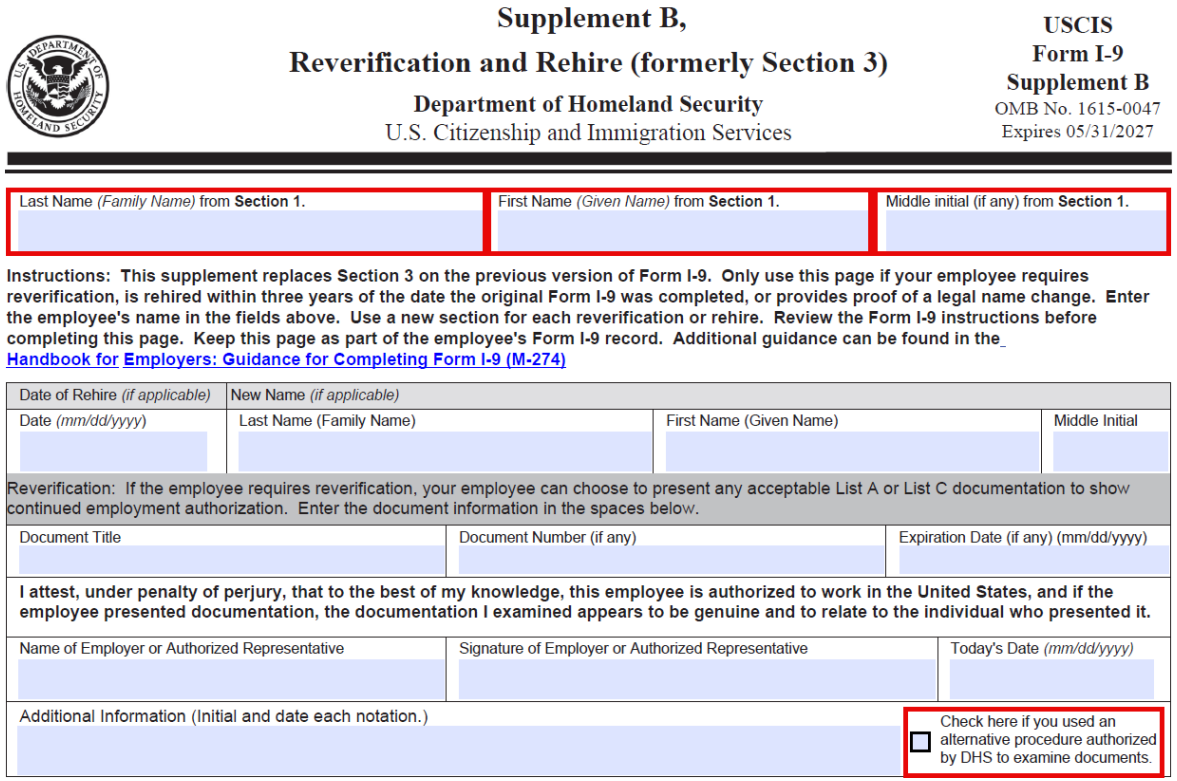

**Supplement B,**
**Reverification and Rehire (formerly Section 3)**
**Department of Homeland Security**
U.S. Citizenship and Immigration Services

**USCIS**
**Form I-9**
**Supplement B**
OMB No. 1615-0047
Expires 05/31/2027

| Last Name *(Family Name)* from **Section 1.** | First Name *(Given Name)* from **Section 1.** | Middle initial (if any) from **Section 1.** |
|---|---|---|
| | | |

**Instructions: This supplement replaces Section 3 on the previous version of Form I-9. Only use this page if your employee requires reverification, is rehired within three years of the date the original Form I-9 was completed, or provides proof of a legal name change. Enter the employee's name in the fields above. Use a new section for each reverification or rehire. Review the Form I-9 instructions before completing this page. Keep this page as part of the employee's Form I-9 record. Additional guidance can be found in the Handbook for Employers: Guidance for Completing Form I-9 (M-274)**

| Date of Rehire *(if applicable)* | New Name *(if applicable)* | | |
|---|---|---|---|
| Date *(mm/dd/yyyy)* | Last Name (Family Name) | First Name (Given Name) | Middle Initial |
| | | | |

Reverification: If the employee requires reverification, your employee can choose to present any acceptable List A or List C documentation to show continued employment authorization. Enter the document information in the spaces below.

| Document Title | Document Number (if any) | Expiration Date (if any) (mm/dd/yyyy) |
|---|---|---|
| | | |

**I attest, under penalty of perjury, that to the best of my knowledge, this employee is authorized to work in the United States, and if the employee presented documentation, the documentation I examined appears to be genuine and to relate to the individual who presented it.**

| Name of Employer or Authorized Representative | Signature of Employer or Authorized Representative | Today's Date *(mm/dd/yyyy)* |
|---|---|---|
| | | |

| Additional Information (Initial and date each notation.) | ☐ Check here if you used an alternative procedure authorized by DHS to examine documents. |
|---|---|
| | |

# Supplement B: When to Reverify on Form I-9




| | |
|---|---|
| **Reverify** | • An Employment Authorization Document (Form I-766) with an expiration date<br>• Unexpired foreign passport with temporary I-551 admission stamp<br>• Unexpired foreign passport with Form I-94 issued to eligible non-immigrants<br>• Form I-797 containing a Form I-94 authorizing temporary employment authorization |
| **Do Not Reverify** | • U.S. citizens and noncitizen nationals of the United States<br>• U.S. passports or passport cards<br>• Unexpired Permanent Resident or Alien Registration Receipt card (Form I-551)<br>• Expired Permanent Resident Card presented with Form I-797.<br>• List B documents |

# Correcting Form I-9

## Correcting Mistakes

If you discover a mistake on Form I-9, correct the existing form **OR** prepare a new Form I-9:

- If you choose to correct the existing Form I-9, line through the incorrect portions, enter the correct information, and initial and date the correction
- If you do a new Form I-9, keep the old form with the new form. You should also attach a short memo to both the new and old Forms I-9 stating the reason for your action

## Missing Forms

If you discover you are missing an employee's Form I-9:

- Give the employee the current version of the Form I-9
- Complete the form as soon as possible
- Do not backdate the form
- Attach a signed and dated explanation of the corrective action

Guidance for Conducting Internal Audits

# Storage

**You must have a Form I-9 on file for all current employees:**

- Store Forms I-9 securely in a way that meets your business needs – on site, off-site, storage facility.
- Store copies of documents with the Form I-9 or with the employee's records.
- Ensure that only authorized personnel have access to stored Forms I-9.
- Make Forms I-9 available within three days of an official request for inspection.

Handbook for Employers Ch. 10.0

# Internal Audit

Best practice is to conduct an annual Form I-9 internal audit:

- Develop a transparent process.
- Arrange for annual Form I-9 audit by an external auditing firm or a trained employee who is not otherwise involved in the Form I-9 process.
- Review all Form I-9s or a sample of Form I-9s based on neutral and non-discriminatory criteria.
- Conduct audits carefully to prevent even the perception of discrimination or retaliation.

USCIS I-9 Central Self-Audits and Correcting Mistakes

# E-Verify


E-Verify
Learn More About E-Verify and myE-Verify
PASSPORT
United States of America

# E-Verify Requirements

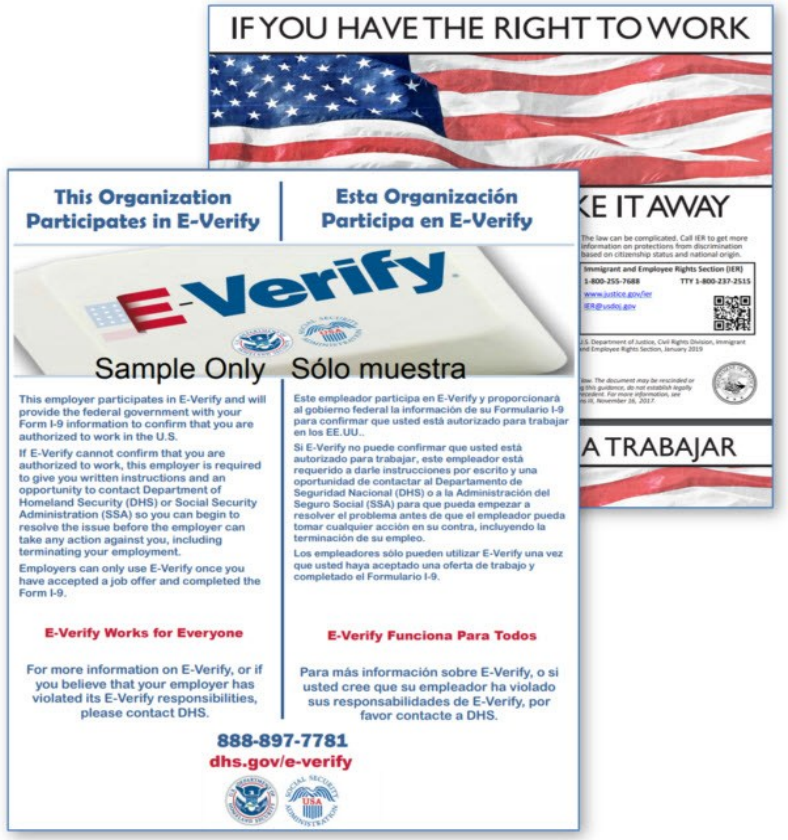


- Use after Form I-9
- Create case no later than third business day after employee starts work for pay
- Display posters in English and Spanish
- New hires
  - Exception: federal contractor.
- Close cases

# How Form I-9 and E-Verify Work Together

E-Verify compares information from an employee's Form I-9 to records available to the U.S. Department of Homeland Security and the Social Security Administration. Case creation is as easy as data entry and results are produced immediately.



# Best Practices:
# Case Status Updates

## Check E-Verify periodically for one of the following:

| | |
|---|---|
| **Employment Authorized** | The employee's information matched available government records. |
| **E-Verify Needs More Time** | This case was referred to DHS for further verification. |
| **Case in Continuance** | The employee has visited an SSA field office and/or contacted DHS, but more time is needed to determine a final case result. |
| **Final Nonconfirmation** | E-Verify cannot confirm the employee's employment eligibility after the employee visited SSA and/or contacted DHS. |
| **Close Case and Resubmit** | SSA or DHS requires that you close the case and create a new case for this employee. This result may be issued when the employee's U.S. passport, passport card, or driver's license information is incorrect. |

# E-Verify Case Processing: Photo Match

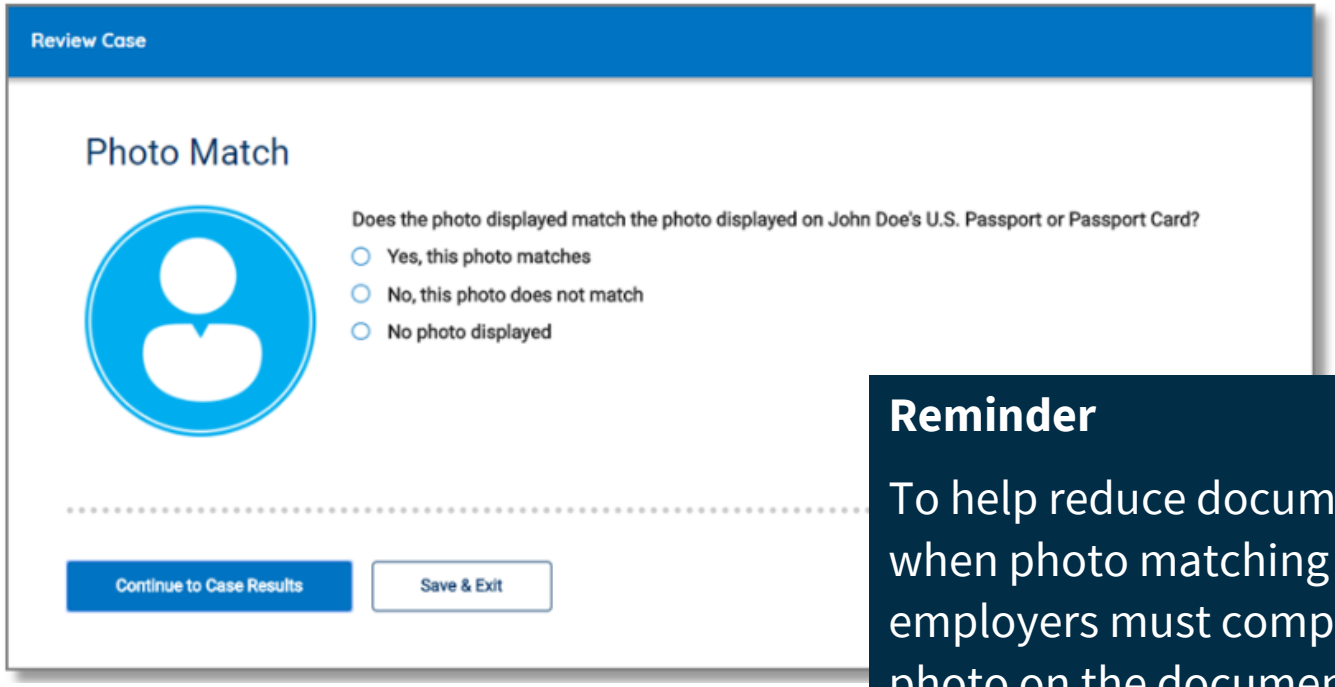


**Reminder**

To help reduce document fraud, when photo matching is activated, employers must compare the photo on the document provided by the employee to the photo that appears in E-Verify.

# Mismatch (Tentative Nonconfirmation)

A Mismatch (Tentative Nonconfirmation):

- Is an initial result
- Does NOT necessarily mean an employee is not work authorized
- Means Form I-9 data doesn't match government records

Common reasons for a mismatch:

- Information was not entered correctly
- Document could not be verified
- Name or immigration status change not reported
- Social Security number (SSN) does not match a name

# Employee Rights

- The employee has 8 federal government workdays from the referral date to visit or call the appropriate agency to start to resolve the discrepancy.
- The employee continues to work during the mismatch resolution process.
- Federal law prohibits employers from terminating employment of an employee because of an interim case result until the mismatch becomes a Final Nonconfirmation.
- Employee Rights and Responsibilities



# Employer Responsibilities

**Employers must not:**

- ☒ Use E-Verify to pre-screen employment applicants
- ☒ Use E-Verify selectively; E-Verify must be used for all new hires
- ☒ Influence or coerce an employee's decision whether to take action to resolve a mismatch
- ☒ Terminate or take adverse action against an employee who is taking action to resolve a mismatch
- ☒ Ask for additional documentation after obtaining a mismatch for an employee

# E-Verify+

**Visit our monthly training schedule to learn about E-Verify+.**

Become one of many E-Verify employers benefiting from increased case accuracy and reduced employer burden.

- ***Streamlined*** **–** This free service of E-Verify streamlines the employment eligibility verification process.
- ***Paperless*** **–** Simply download employees' complete electronic Form I-9 and identification documents.
- ***Efficient*** **–** E-Verify+ directly notifies employees of mismatches by delivering Further Action Notices.

***Register*** today!

**Note:** The training is eligible for professional development credits through the Society for Human Resources Management and the Human Resource Certification Institute.

# USCIS Resources

**Form I-9**

- 888-464-4218 / 877-875-6028 (TTY)
- I-9Central@dhs.gov
- uscis.gov/i-9central
- uscis.gov/es/central-I-9
- M-274 Handbook for Employers

**E-Verify**

- 888-464-4218 / 877-875-6028 (TTY) / International 571-293-7538
- E-VerifyOutreach@uscis.dhs.gov
- E-Verify.gov
- E-Verify Logo Trademark and Usage Guidelines

**myE-Verify**

- 855-804-0296 / 877-875-6028 (TTY)
- myeverify@uscis.dhs.gov
- e-verify.gov/mye-verify
- e-verify.gov/es/mye-verify

**Stay Up To Date**

- Form I-9 & E-Verify Webinars
- E-Verify Employer Resources
- Email Updates
- E-Verify Video Page

# Customer Support

We are available Monday through Friday, from 8 a.m. to 8 p.m. Eastern Time, except when the federal government is closed.

- Form I-9 Website: uscis.gov/I-9Central
- E-Verify Website: e-verify.gov
- Form I-9 Email: I-9Central@uscis.dhs.gov
- E-Verify Email: E-Verify@uscis.dhs.gov
- Employer Hotline: (888) 464-4218
- Employee Hotline: (888) 897-7781

**Subscribe on YouTube. Official USCIS content can be found at youtube.com/uscis**



# QUESTIONS?

# THANK YOU!